



# **Negocialo.com**

**Guide to Register as a  
User or as a Partner**

# REGISTER OR SIGN IN

EN

Negocialo.com

Sign in

Register

New announcement

Help

Services

Mixed Trade

Technologies

Vehicles

Property Rent

Animals

Property Sale

Guides



# Negocialo.com

# LOGIN SESSION

If you already have a registered account, just log in by entering your username and password.

If you do not have an account, you must register to be able to post ads.

Our recommendation is that you register.

# Negocialo.com

The screenshot displays the Negocialo.com website interface. At the top, the logo "Negocialo.com" is centered. Below it, a navigation bar contains buttons for "Sign in" (with a hand cursor icon), "Register", "New announcement", and "Help". A secondary navigation bar lists categories: "Services", "Mixed Trade", "Technologies", "Vehicles", "Property Rent", "Animals", "Property Sale", and "Guides". The main content area features a large image of a modern living room. Overlaid on this is a "LOGIN" modal window. The modal has a dark blue header with the "Negocialo.com" logo and the text "Log in and post your ad!". It contains two input fields for "Username" and "Password", a "Forgot Password?" link, and a "Remember Me" checkbox. A prominent red "Login" button is at the bottom of the form. Below the button, there is a link that says "¿You do not have an account? Sign up" with a red mouse cursor icon pointing to it.

# REGISTER

If you go to Register, select whether your account will be Personal or a Partner Account

# Negocialo

REGISTER

Negocialo.com

Be part of our family!

Personal account Partners Account

User for the account

First Name

Last Name

Email


Providers

+1 Account phone

Password

Confirm Password

I have read and agree with the [Terms of Use](#) and [Privacy Policy](#) posted on this page. I understand that if I do not agree, I will not be able to publish, nor obtain the benefits of a [Negocialo.com](#) user.

I'm not a robot  reCAPTCHA Privacy - Terms

Continue

The **Personal Account**, allows you to: post ads in any category.

The **Partner Account** allows you to: have your Space - Shop, in the Category you select for your business.

# Negocialo.com

## PERSONAL ACCOUNT

If your Account is Personal just fill in the requested data:

1. First and Last Name of the User for the Account.
2. Email Address
3. Phone Service Provider
4. Account Phone
5. Enter a secure password that you will remember
6. Confirm Password
7. Check the box next to: Read and confirm that you agree to the Terms of Use and Privacy Policy.
8. Check the reCAPTCHA box: I am not a robot.
9. And click Continue

REGISTER

Negocialo.com

Be part of our family!

Personal account Partners Account

User for the account

First Name

Last Name

Email


Providers

+1 Account phone


Password

Confirm Password

I have read and agree with the [Terms of Use](#) and [Privacy Policy](#) posted on this page.  
I understand that if I do not agree, I will not be able to publish, nor obtain the benefits of a [Negocialo.com](#) user.

I'm not a robot  reCAPTCHA  
Privacy - Terms

Continue



# PARTNER ACCOUNT

If your account is for PARTNERS:

It is very important that you select the Account Type that is most associated with your business line of business.

You have a choice between:

1. Dealers
2. Real Estate
3. Services
4. Technologies
5. Mixed Trade
6. Animals

# Negocialo.com

REGISTER

Negocialo.com

Be part of our family!

Personal account

Partners Account

Partner account type \*

Dealers

Partner account type

Dealers

Real Estate

Services

Technologies

Mixed Trade

Animals



# PARTNER ACCOUNT

If your account is for PARTNERS  
complete the requested data:

1. Select the type of Partner account according to your line of business.
2. Enter the Municipality where your headquarters are located.
3. Enter the Name of your Business or Store.
4. Select the Telephone Service Provider.
5. Enter a phone number.
6. Enter the User's name
7. Provide an e-mail address.
8. Enter your password.
9. Confirm your password.
10. Mark that you are not a robot.
11. Mark that you have read and agree to the Terms of Use and Privacy Policy.
12. Click on: Sign up.

The logo for Negocialo, featuring the word "Negocialo" in a dark blue, sans-serif font. A red curved line underlines the letters "o", "i", and "a".

REGISTER

Negocialo.com

Be part of our family!

Personal account

Partners Account

Partner account type \*

Dealers

Municipality \*

Adjuntas

Account name \*

Name of your store

Providers

Account phone \*

+1 Ej: (734) 555-5555

User for the account \*

Username

Email \*

Write your email address

Password

Confirm password

I'm not a robot



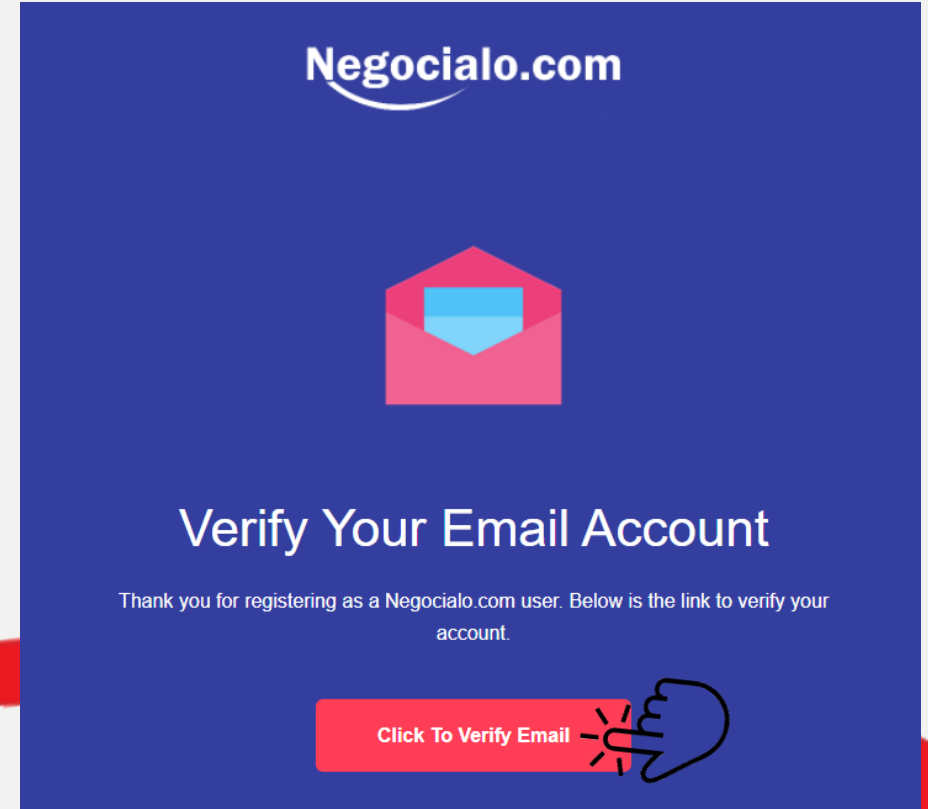
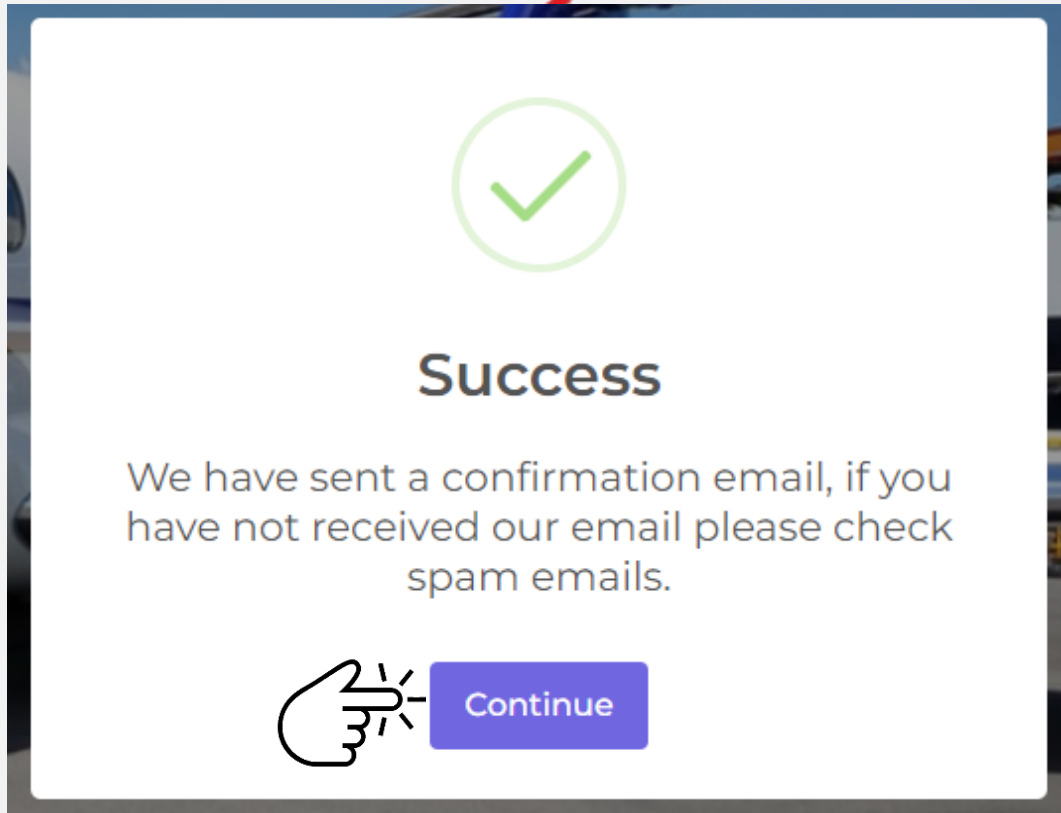
I have read and agree with the [Terms of Use](#) and [Privacy Policy](#) posted on this page.  
I understand that if I do not agree, I will not be able to publish, nor obtain the benefits of a [Negocialo.com](#) user.

Register

Do you have any questions? [Check our F.A.Q](#)

# Negocialo

1. If you filled in all your data correctly, the system will ask you if you want to continue with the process of creating your account.
2. If you say Yes, the system will tell you that it sent you an email, so you should check your mailbox.



3. If you do not see a Negocialo email in your Main Mailbox, you should look for it under Notifications, or Promotions, or even Spam.
4. Once you locate it, you should open it and click on: Confirm your email.



# Congratulations

Once you verify your email address the system automatically takes you to this screen where you can enter your username, password and log in to start publishing your ads.

## Negocialo

Log in and post your ad!



User Name



Password

Login

[Back to top](#)

Register

Be part of our family!

Register

You are now ready to start publishing your ads!



# Negocialo.com

Guide to Register as a  
User or as a Partner